




cooling system

INTRODUCTION NOGA cooling systems were designed to answer various needs for cooling during machining, turning, drilling tapping etc. They are made in three different designs:

	page
 <p>NOGACOOOL</p>	<p>NOGACOOOL consists of a flexible Loc-Line® hose held by a magnet. It is used to easily direct cutting fluid from the coolant pump of machine tools towards the cutting area.</p> <p>3</p>
 <p>MINICOOL</p>	<p>With MINICOOL, an air + liquid mixture forms a fine spray that cools all metal-cutting operations.</p> <p>4-5</p>
 <p>COBRA</p>	<p>The COBRA drop-ejector shoots small quantities of liquid towards a distinct target. Various options enable the user to apply either single drops, or spray burst, or an air stream with small amounts of liquid.</p> <p>6-7</p>

NOGACOOOL



NOGACOOOL

NOGACOOOL consists of a manifold & Loc-Line® flexible hose with a nozzle on top and a valve at the bottom, assembled on the powerful on/off Popeye magnet.

The plug attached can be replaced by a second Loc-Line® hose.

NOGACOOOL is supplied with a set of three nozzles: 1/16", 1/8", 1/4".

Working conditions are as follows:


Pressure: 2-3.4 Bar (30-50 Psi)

Flow rate: 940 l/hour (250 gal/hour)

Max. working Temp. 170°C.

Also available with magnet and manifold only




(order no. MC0161).



MC1601


MC0161

Spare parts

	Order no.
	320N Popeye magnet. Top thread M5 NF0037
	Manifold MC0156
	324 mm flexible Loc-Line® hose. Other dimensions available upon request. MC0320

	Order no.
	ø 1.6 mm plastic nozzle (1/16") MC0066
	ø 3.2 mm plastic nozzle (1/8") MC0063
	ø 6.3 mm plastic nozzle (1/4") MC0067
	Wide plastic nozzle, 16 holes ø 1 mm MC0072
	Wide plastic nozzle, 16 holes ø 1.5 mm MC0073

cooling system



MINICOOL





NOGA MINICOOL is using the VENTURI principle to spray an air + liquid mixture. It consists of the following basic elements:

A control valve, spray unit, air line, syphon line and a powerful on/off Popeye magnet, which has a "V" form base, making it possible to mount on non-flat surfaces. The MINICOOL enables the user to easily control both the air flow rate and liquid rate.

Stainless steel armoured syphon hose and air hose are made in standard lengths: 1m, 2m, 3m (special lengths available upon request).

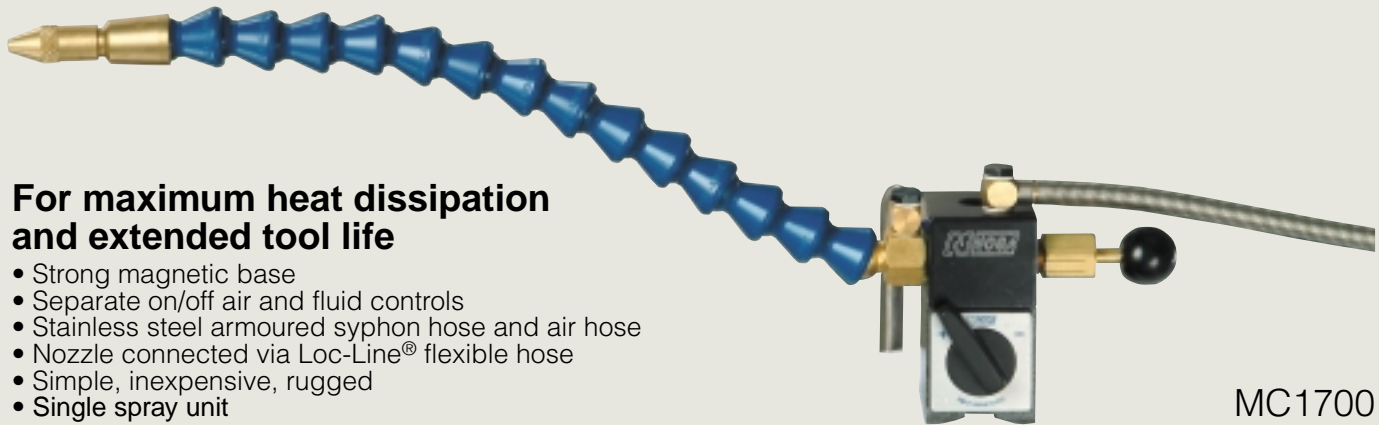
The spray unit comes in three standard lengths: 264, 334, 479 mm (special lengths available upon request).

Spare parts

	Order no.
	Control valve with Popeye magnet MC0130
	Spray unit 270 mm MC0101 Spray unit 340 mm MC0102 Spray unit 485 mm MC0103
	
	Air line 1 m MC0380 Air line 2 m MC0302
	
	Suction line 1 m MC0360 Suction line 2 m MC0311
	

	Order no.
	Valve stem MC0200
	Filter MC3637
	Washer MC0030
	Nuzzle nut MC0001
	Banjo screw + washer MC0232
	Banjo fitting MC0031


MINICOOL



For maximum heat dissipation and extended tool life

- Strong magnetic base
- Separate on/off air and fluid controls
- Stainless steel armoured syphon hose and air hose
- Nozzle connected via Loc-Line® flexible hose
- Simple, inexpensive, rugged
- Single spray unit

MC1700



- Same as MC1700 but with 2 spray units

MC3000

MINICOOL order no.:

Air hose	Syphon hose	One spray unit of length (mm)			Two spray units of length (mm)		
		264	334	479	264	334	479
1 m	1 m	MC1700	MC1800	MC2000	MC3000	MC3100	MC3200
1 m	2 m	MC1710	MC1810	MC2010	MC3010	MC3110	MC3210
2 m	1 m	MC1720	MC1820	MC2020	MC3020	MC3120	MC3220
2 m	2 m	MC1730	MC1830	MC2030	MC3030	MC3130	MC3230





cooling system



COBRA

The COBRA drop ejector is designed to accurately shoot small quantities of liquid to distinct targets. An air actuated piston shoots the drops through a flexible hose onto the target. The drop shots can be automatically timed or manually determined by the user, the amount of liquid in each shot can also be adjusted by a tuning screw at the back of the COBRA all according to the user's needs. The COBRA is operated by clean air, pressure 3-9 bar. Most liquids and solvents up to 250 cst viscosity can be applied.

COBRA spare parts

		Order no.
	Banjo screw + washer	MC0232
	Banjo fitting	MC0031
	Nozzle nut	MC0001
	Washer	MC0030

OPERATING INSTRUCTIONS

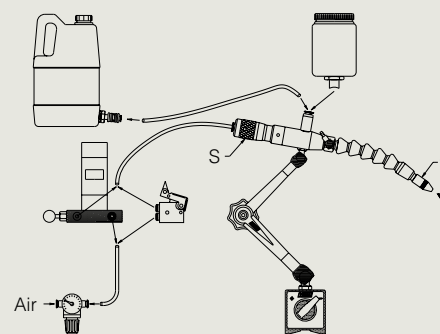
The fluid can be supplied either by fitting the bowl (CB0146) directly onto the unit, or by using the large container (CB0147) and connecting it to the unit by 4 mm hose. Set up the pneumatic circuit as shown in one of the drawings (a) or (b) or (c). All connections are to be made with 4 mm hose.

Open drop size control nut "S" to maximum drop size. Start pulsing the unit by pressing the actuating valve many times, or operate the automatic pulse generator, until drops emerge.

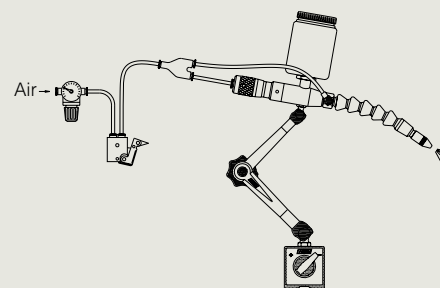
Adjust the drop size to your needs.

If you have set up the circuit according to drawing (b) or (c), adjust the air flow with the nozzle nut "T".

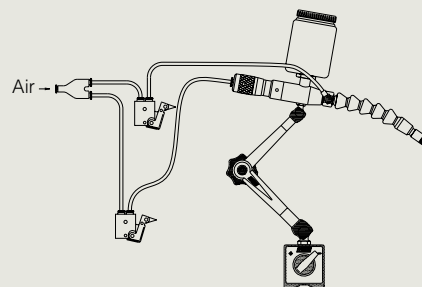
- a. Setup for single drops using mechanical valve or automatic pulse generator



- b. Setup for finely dispersed droplets



- c. Setup to supply drops and air jet independently



COBRA

Setup options and accessories

